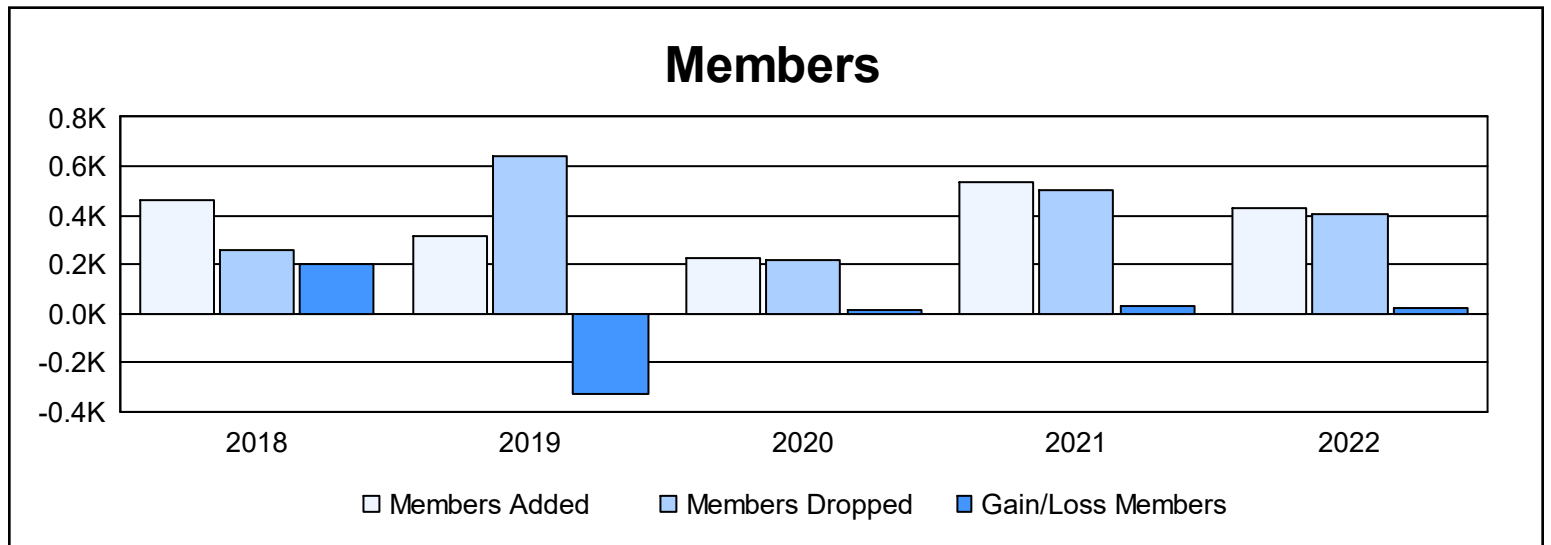
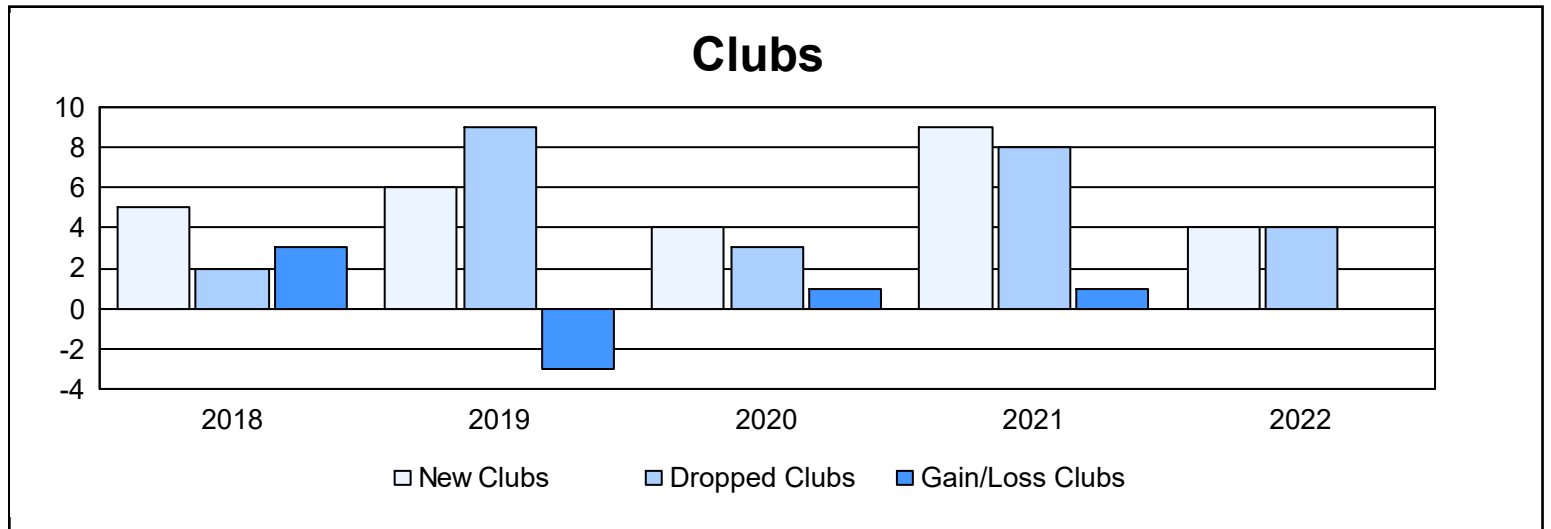
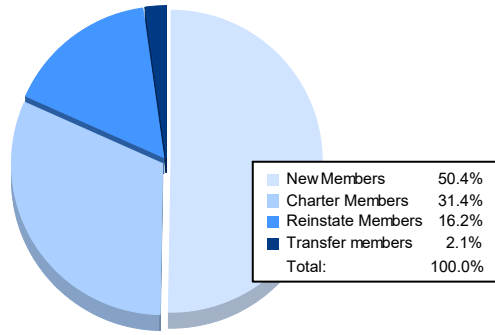


Year	New Clubs	Dropped Clubs	Gain/ Loss Clubs	New Members	Charter Members	Reinstate Members	Transfer Members	Total Member Added	Total Members Dropped	Gain/ Loss Members
2017-2018	5	2	3	296	127	31	4	458	258	200
2018-2019	6	9	-3	92	155	51	18	316	641	-325
2019-2020	4	3	1	121	91	6	9	227	214	13
2020-2021	9	8	1	199	252	78	6	535	504	31
2021-2022	4	4	0	215	134	69	9	427	402	25
<b>Average</b>	<b>6</b>	<b>5</b>	<b>0</b>	<b>185</b>	<b>152</b>	<b>47</b>	<b>9</b>	<b>393</b>	<b>404</b>	<b>-11</b>



### Membership Composition June 2022 Cumulative



### Gender Composition June 2022 Cumulative

